



Ubuntu 10.04 LTS Desktop Course

After completing this course, students will: be able to:

- Describe the concepts of open source and how they tie in with Ubuntu
- List the benefits and differences in using Ubuntu as an Operating system
- Customise the look and feel of the Ubuntu desktop
- Navigate through the file system and search for files
- Connect to and use the Internet for web browsing, email and instant messaging
- Perform basic word-processing and spreadsheet functions using OpenOffice.org
- Install and play games
- Add, remove and update applications using the Ubuntu Software Center
- View, draw, manipulate and scan images
- Play, edit and organize music and video files
- Seek help on Ubuntu from free and commercial sources

Last modified: Wednesday, 28 April 2010, 08:01 AM

About Canonical

What we do

Canonical and open source

Careers

Partnerships

News and events

Contact

About Ubuntu

Ubuntu for business

Ubuntu for you

Ubuntu and education

Case studies

Enterprise services

Ubuntu Advantage

Training

Consultancy

Engineering services

OEM services

Certification

Core engineering

Consumer services

Ubuntu One

Support


Training

Further information

News and events

Careers

Legal

News feed 



1004new 1.1 Introducing Ubuntu (3:05)



1.1 Introducing Ubuntu (3:05)

Ubuntu 10.04 LTS Desktop Course

People



Participants

Administration



Turn editing off

Settings

Assign roles

Groups

Backup

Restore

Import

Reset

Reports

Questions

Scales

Files

Grades

Unenrol me from 1004new

Profile

☐ Topic outline

Ubuntu Desktop Course 10.04 LTS

Ubuntu is a community developed Linux-based operating system freely available and suitable for laptops, desktops and servers. This course is based on the Ubuntu 10.04 LTS Desktop edition and is designed to train new users of Ubuntu on how to use key applications including office applications, Internet applications for browsing, email and instant messaging, graphic tools for image management and, applications for managing music and video files.



News forum → ⌵ 🔊 ✕ 🌙 👤

Course Objectives → ⌵ 🔊 ✕ 🌙

Accessing course materials and where to get help → ⌵ 🔊 ✕ 🌙

Ubuntu Course Glossary → ⌵ 🔊 ✕ 🌙

Development Schedule → ⌵ 🔊 ✕ 🌙

Add a resource... Add an activity...

1 Introducing Ubuntu

Blocks

Add...

Courses





Ubuntu 10.04 LTS Desktop Course

People

Participants

Administration

[Turn editing on](#)[Settings](#)[Assign roles](#)[Groups](#)[Backup](#)[Restore](#)[Import](#)[Reset](#)[Reports](#)[Questions](#)[Scales](#)[Files](#)[Grades](#)[Unenrol me from
1004new](#)[Profile](#)

☐ Topic outline

Ubuntu Desktop Course 10.04 LTS

Ubuntu is a community developed Linux-based operating system freely available and suitable for laptops, desktops and servers. This course is based on the Ubuntu 10.04 LTS Desktop edition and is designed to train new users of Ubuntu on how to use key applications including office applications, Internet applications for browsing, email and instant messaging, graphic tools for image management and, applications for managing music and video files.

[News forum](#)[Course Objectives](#)[Accessing course materials and where to get help](#)[Ubuntu Course Glossary](#)[Development Schedule](#)

1 Introducing Ubuntu

After completing this lesson you will be able to:

- Describe the fundamental concepts of open source software
- Describe how Ubuntu is developed and versions released
- List the key differences between Ubuntu and Microsoft Windows

Ubuntu 10.04 LTS Desktop Course

People



Participants

Administration



Turn editing off

Settings

Assign roles

Groups

Backup

Restore

Import

Reset

Reports

Questions


Scales

Files

Grades

Unenrol me from 1004new


Profile


 **Topic outline**


Ubuntu Desktop Course 10.04 LTS

Ubuntu is a community developed Linux-based operating system freely available and suitable for laptops, desktops and servers. This course is based on the Ubuntu 10.04 LTS Desktop edition and is designed to train new users of Ubuntu on how to use key applications including office applications, Internet applications for browsing, email and instant messaging, graphic tools for image management and, applications for managing music and video files.




 [News Forum](#) → ⌵ ⌶ ⌷ ⌸ ⌹

 [Course Objectives](#) → ⌵ ⌶ ⌷ ⌸ ⌹

 [Accessing course materials and where to get help](#) → ⌵ ⌶ ⌷ ⌸ ⌹

 [Ubuntu Course Glossary](#) → ⌵ ⌶ ⌷ ⌸ ⌹

 [Development Schedule](#) → ⌵ ⌶ ⌷ ⌸ ⌹

Courses



1 **Introducing Ubuntu**

